micro™

ASICO®

Vol II

Where ***QUALITY*** meets ***INNOVATION*** to ***OPTIMIZE OUTCOMES*** in sub 2.4mm cataract surgery

Today's Precision...Tomorrow's Vision

Micro Coaxial Cataract Surgery

TABLE OF CONTENTS

I

II

III

IV

V

VI

VII

VIII

I 4-5
Incision
Offers a selection of speculums along with Micro Coaxial diamond knives and single use Advancut™ blades for your preferred incision size.

II 6-8
Capsulorhexis
ASICO's range of Capsulorhexis forceps; including Utrata style forceps for a variety of incision sizes, cross action Capsulorhexis forceps, and micro incision 23G Capsulorhexis forceps. Also showing ASICO's Capsulorhexis markers.

III 9
Hydrodissection
Our unique dual port hydrodissection cannulas that allow for a complete hydrodissection in one pass to not stretch the incision. Also featuring the 27G Akahoshi and Chang Hydrodissection Cannulas.

IV 10-11
Choppers
A variety of choppers for all techniques including a range of vertical choppers, horizontal choppers, and double ended choppers/ manipulators.

V 12-13
Pre-choppers
Reduce phaco time by up to 50%; ASICO's selection of pre-choppers include models for both soft and hard nuclei.

VI 14
Phacoemulsification
Features the wobble tip; a unique '**SQUARE**' tip, with an eccentric port, designed for maximum phaco efficiency.

VII 15-16
Cortex Management
A range of cortex management instruments for bimanual and coaxial techniques; including ball and skinny I/A tips, ASICO's Cleaning I/A Handpiece, and bimanual I/A hand pieces available in 22G and 23G.

VIII 17
Lens Implantation
ASICO's Royale III Injector for single hand implantation with the Alcon Monarch™ C, and D cartridge.

SPECULUM SELECTIONS

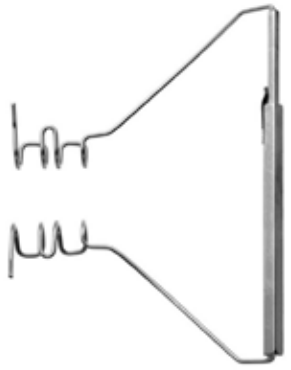

Akahoshi 3-Prong Speculum with Square Lock:

AE-1025

- 3 prong nasal speculum for easy temporal access with maximum even exposure
- Also avaliable as AE-1026 for narrow lids or deep set eyes

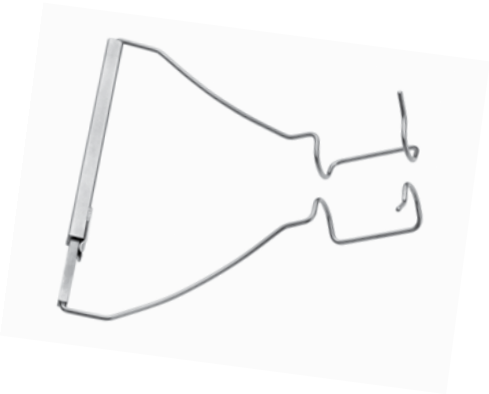

Akahoshi 1-Prong Speculum with Square Lock:

AE-1027

- Simple single wire speculum for temporal approach
- Adjustable square lock accommodates various lid sizes
- Also avaliable as AE-1028 for narrow lids or deep set eyes

Akahoshi 2-Prong Speculum with Square Lock:

AE-1029

- 2 prong nasal speculum for easy temporal access with maximum even exposure

HOLDING FORCEPS

Akahoshi universal Forceps:

AE-4180

- For atraumatic holding and controlling the eye position
- Features a blunt fine tip whose inner surface is finished rough with a diamond dust coating to secure firm grasping

INCISIONAL INSTRUMENTS
Diamond Knives

AKAHOSHI DIAMOND KNIVES



Tip shape allows control of the incision between the size of the base and shoulder. Side cutting edges allow to increase incision size in cases in which the patient has high IOL power (thicker IOL) or need to avoid high IOP in glaucoma.

Akahoshi Ultra
Diamond Knife: AE-8190

2.3mm at base 2.0mm at shoulder

Akahoshi Nano
Diamond Knife: AE-8192

2.0mm at base 1.7mm at shoulder

Akahoshi Sideport 45°
Diamond Knife: AE-8131



0.6mm at base 45° Stab

Akahoshi Sideport II
Diamond Knife: AE-8104

1.0mm at shoulder 0.6mm at base

UNICAT 10 FACET DIAMOND KNIVE
The Swiss Army Knife of Ophthalmology

7 adjustable settings up to 6.0mm

- Single Footplate for Better Visualization
- Side Cutting Edges
- 10 Facet Blade, 1mm Wide at Shoulder
- Flat Tip for Controlled Entry

1.0mm at shoulder



Catalog Number		
Incision	Blade Length Setting	Bent
Initial Groove	0.25, 0.30, 0.38mm	Vertical
Paracentesis Incision	6.0mm	Horizontal*
Entry Into Anterior Chamber	6.0mm	Horizontal*
Astigmatic Incision	0.50mm, 0.55, 0.60mm	Vertical

*In the horizontal position, foot plate should be above the diamond

FOR OUR FULL SELECTION OF DIAMOND KNIVES: CHECK OUR WEBSITE, CATALOG, OR CONTACT US

INCISIONAL INSTRUMENTS
Single Use Blades

ADVANCUT™ SHARPNESS

Advancut™

Clear Corneal
Sharpness Squared

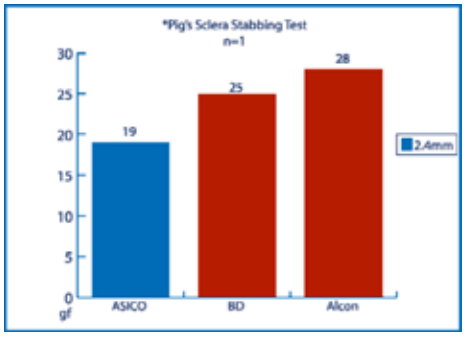

* Testing at ASICO laboratory

Photo courtesy of David M. Lubeck, MD
Homewood, IL

Advancut™ Sharpness
27% sharper than BD
45% sharper than Alcon

WHY SQUARE?
The unique geometry of the bevels, on the edge of the blade, help to create the perfect square incision for self sealing and to prevent wound leakage

Clear Corneal Blade - Double Bevel

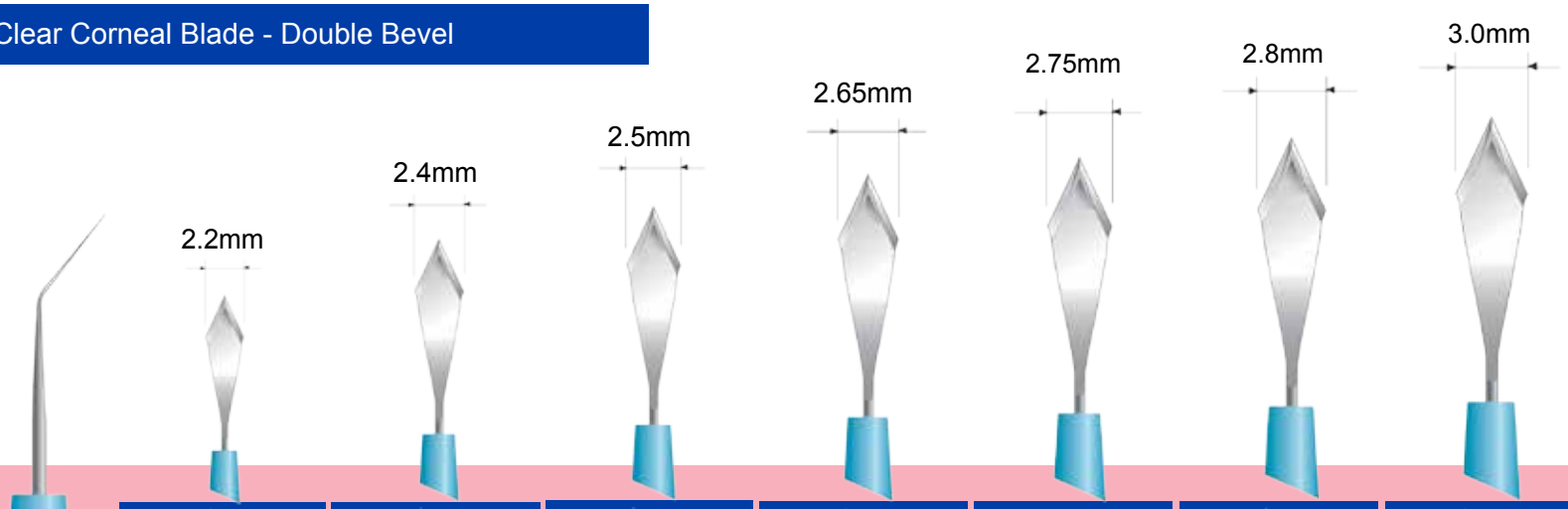

CC 2.2mm	CC 2.4mm	CC 2.5mm	CC 2.65mm	CC 2.75mm	CC 2.8mm	CC 3.0mm
AS-8313	AS-8315	AS-8316	AS-8318	AS-8320	AS-8321	AS-8324

Sideport

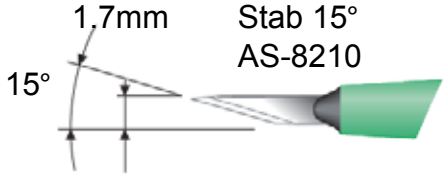

Sideport 1.0mm
AS-8421



Advancut™ Safety Blades				
2.2mm	2.5mm	2.65mm	2.8mm	3.0mm
AS-8313ASB	AS-8316ASB	AS-8318ASB	AS-8321ASB	AS-8324ASB

Safety Blade

CAPSULORHEXIS INSTRUMENTS

Capsulorhexis Forceps

ASICO'S UTRATA STYLE CAPSULORHEXIS FORCEP SELECTION

Designed to provide a proper sized Capsulorhexis without increasing your incision size

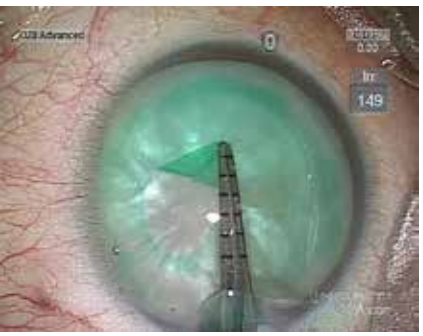

Scan here To see the video of MICS System by ASICO for Advanced Phaco Machine

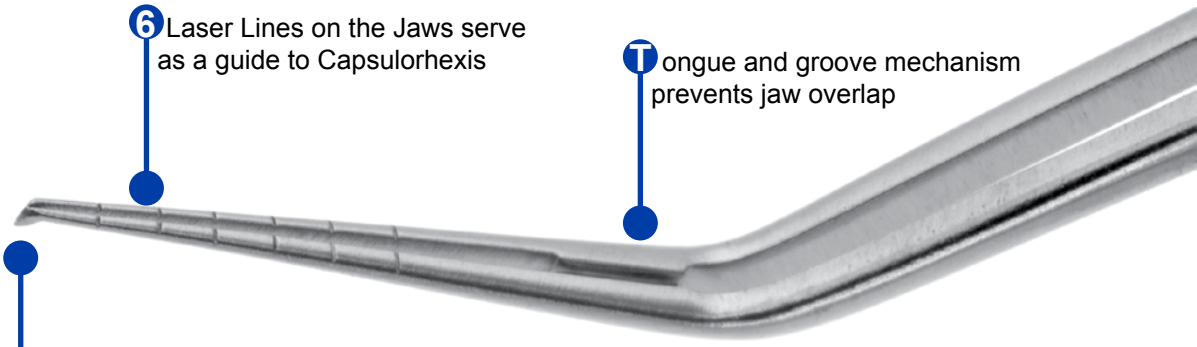

Vaulted Tip Also Available

AVAILABLE UTRATA-STYLE MODELS:

YOUR INCISION SIZE FOR YOUR PROCEDURE

2.8mm+



Your Style	Round Handle
Straight Jaws	AE-4394SL
Vaulted Jaws	AE-4395SL

2.2mm+

Your Style	Round Handle
Straight Jaws	AE-4503RH
Vaulted Jaws	AE-4504RH
Straight Jaws	AE-4347R

2.0mm+

Your Style	Flat Handle	Round Handle
Straight Jaws	AE-4344L	AE-4344R
Vaulted Jaws	AE-4344V	AE-4344VR

1.8mm+

Your Style	Flat Handle with no laser lines	Round Handle
Straight Jaws	AE-4347NL	AE-4347R
Straight Jaws	AE-4347LS (Jaws onlt open to 5.5mm that allows surgeons to mark a ideal size of ccc)	

1.8mm+

Your Style	Flat Handle with Laser Lines
Straight Jaws	AE-4347

CAPSULORHEXIS INSTRUMENTS

Capsulorhexis Forceps

CAPSULORHEXIS FORCEPS/MARKERS



Akahoshi Cross Action Capsulorhexis Forceps:

AE-4345

- Works within a 2.2mm incision
- Cross action sits closed until handle is squeezed
- Sharp tips act as cystototome

Fujita-Inamura Capsulorhexis Forceps:

AE-4407

- Good visibility with delicate finish of the arm, good grip tissue.
- Fits through 2.4mm incision.
- Sharp tips can easily make CCC penetration Improved hinge joint for better durability
- Fenestrated handle to reduce weight of the instrument



CAPSULORHEXIS MARKERS

Double Ended Markers Mark Outside of Cornea to Serve as CCC Guide

ASICO Double Ended CCC Marker:

AE-2728

- 5mm diameter on one side; 5.5mm opposite

Hata Double Ended CCC Marker:

AE-2729

- 5.6mm diameter on one side; 5.75mm opposite

CAPSULORHEXIS INSTRUMENTS

Capsulorhexis Forceps

ASICO'S MICRO INCISION CAPSULORHEXIS FORCEPS SELECTION

Sandblast for better grip in the presence of Viscoelastic

AE-4385S

IKEDA MICRO CAPSULORRHEXIS 23G FORCEPS

Sharp tip acts as a cystotome to initiate Capsulorrhexis

Designed by Dr. Koichiro Ikeda
Tokyo, Japan

WHY MICRO INCISION CCC?

- **23G FITS WITHIN 0.6MM INCISION!**
- Jaws Open and Close within the anterior chamber to ***REDUCE VISCOELASTIC*** loss and to maintain the anterior chamber

CONTINUOUS CURVILINEAR CAPSULORHEXIS FORCEPS 23G

23G Micro Capsulorhexis Forceps:

Keeping the Incision Size Small

Ikeda Micro Capsulorhexis Forceps:

AE-4385 - 90° Angled Tips
Short Handle Version Also Avaliable (AE-4385S)



Conventional Style Forceps

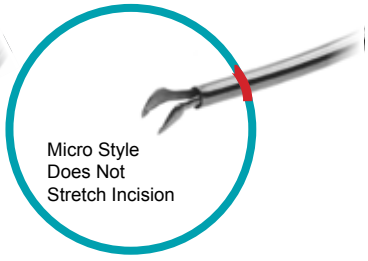

Ikeda Capsulorhexis Forceps

Kawai Micro Capsulorhexis Forceps:

AE-4388 - 45° Angled Tips with recessed jaws
25G Version Also Avaliable (AE-4404)

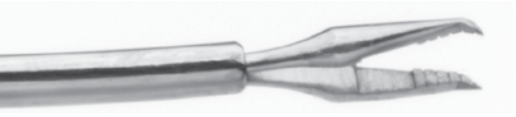

Ikeda-Nozomi Micro Capsulorhexis Forceps:

AE-4402 - 45° Angled Tips
Short Handle Version Also Avaliable (AE-4402S)

Fine Ikeda Micro Capsulorhexis Forceps:

AE-4389S - 45° Angled Tips

HYDRODISSECTION INSTRUMENTS

Hydrodissection Cannulas

DUAL PORT HYDRODISSECTION CANNULAS

HYDRO+

The only hydrodissection cannulas on the market that can perform a complete hydrodissection in one pass!

The Result: NO INCISION STRETCHING!

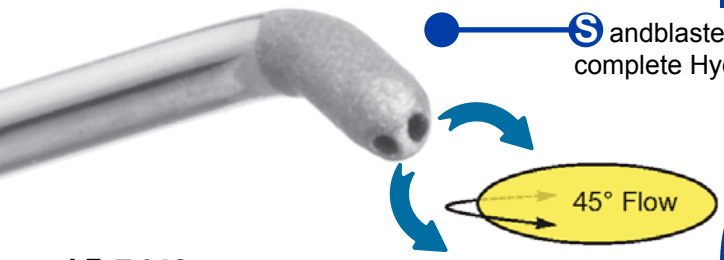

AE-7642
INAMURA 22G CANNULA 45 DEGREE

*Also available in 25G, 30° Flow: AE-7653

Scan here To see the video of ASICO MICS System by Dr. Inamura

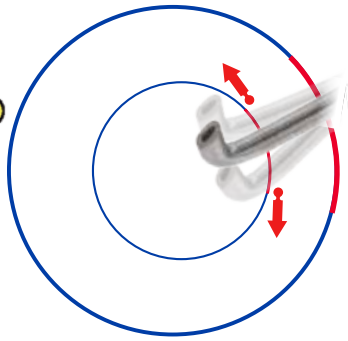

Single Port Cannula
Need to swivel for complete hydrodissection

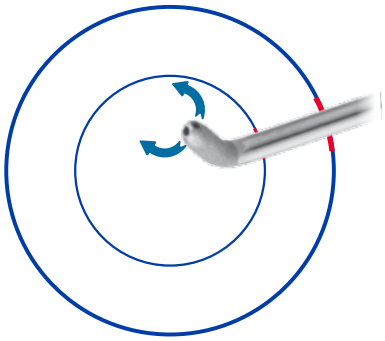

Dual Port Cannula
Complete Flow of BSS



AE-7643
MIYOSHI 23G CANNULA 120 DEGREE

*Also available in 25G: AE-7649

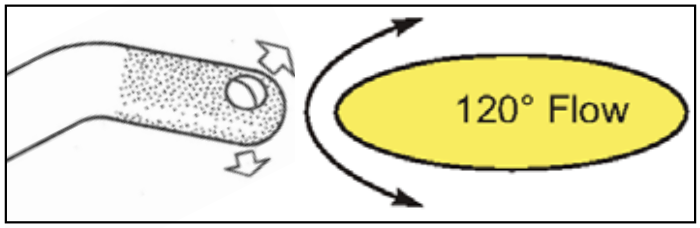

Chang Hydrodissection Cannula 27G:

AE-7638

• 90° bend at tip facilitates placement beneath sub-incisional Capsulorrhexis edge to preferentially loosen the subincisional cortex.

*Also available in single use version: AS-7638

Akahoshi Hydrodissection Cannula 27G:

AE-7636

• Tapered tip can easily be inserted beneath capsulorrhexis edge

• Tapered design increases intraocular pressure easily to seal the incision

*Also available in single use version: AS-7636

CHOPPING INSTRUMENTS

Phaco Choppers

HORIZONTAL CHOPPERS

The History of Phaco: Dr. Nagahara's Concept Becomes the World's First Phaco Chopper

Nagahara Chopper:

AE-2515 (90°), AE-2517 (60°), AE-2517L (60°, Left-hand)

- 60° sharp edge cuts in the same direction as the phaco handpiece
- 90° sharp edge cuts toward the side port

Miyoshi Chopper: *AE-2532*

- Smooth, rounded tip and shorter 1.25mm cutting edge

(Also available in shorter tip version AE-2532S)

Nagahara-Ahn Small Pupil Chopper:

AE-2544

- Modified Nagahara Chopper with shorter, 1.25mm inner cutting-edge for small pupils or floppy iris syndrome
- Notch on the blunt side used to retract pupil



Crandall Chopper: *AE-2579*

- Tip is angled at 130 degrees allowing better visibility during phaco emulsification

Rosen Phacosplitter: *AE-2578*

- Wedge shaped inferior edge with blunt tip

Minami M Hook: *AE-2523*

- Chopper, splitter, dissector, pupil or floppy iris syndrome
- Tip used for dividing and manipulating nucleus material from all directions in the capsule

Koch-Minami Chopper: *AE-2528*

- Smooth, rounded tip will not damage posterior capsule
- Most versatile instrument acts as a divider, dissector, manipulator, and protector

Inamura Race Chopper: *AE-2534*

- Angled tip used to elevate the nucleus away from the posterior capsule toward the phaco tip

Asami Chopper: *AE-2575*

- Features 1.5mm tip

(Also available in shorter tip version AE-2577)

Crandall-Nagahara Chopper: *AE-2576*

- 60 degree inside cutting edge
- Unique 110 degree angled tip that allows better visibility during phacoemulsification

FEMTOSECOND CHOPPERS

Slade Femtosecond Ball Chopper:

AE-2324

- The ball chopper provides an ideal way to chop the femtochopped nucleus

Nagy Femto Chopper:

AE-2559

- Nagy chopper allows to crack the nucleus along the fragmentation lines created by laser

CHOPPING INSTRUMENTS

Phaco Choppers

VERTICAL CHOPPERS

Nagahara Karate Chopper: *AE-2529*

- Spear tip with internal cutting edge easily cracks and divides the nucleus into quadrants prior to phacoemulsification

Nagahara Tomahawk Chopper: *AE-2533*

- Broad tip facilitates efficient chopping prior to and during phacoemulsification

Lane Quick Chopper: *AE-2537*

- Broad “AXE” tip easily chops both hard and soft nuclei in a controlled manner

Fonseka Chopper: *AE-2572*

- Works as both a vertical and horizontal chopper and the notch at the front of the chopper can be used to retract small pupils

DOUBLE-ENDED CHOPPERS

Lieberman Microfinger: *AE-2518*

- “Microfinger” stabilizes, positions, retracts, and lifts the entire lens away from the posterior capsule
- Iris spatula can be used to manipulate through out surgery

Nagahara Chopper & Koch Spatula: *AE-2520*

- 60° Nagahara on one end to chop towards phaco handpiece
- Koch spatula pushes, lifts, rotates, and dissects

Friedman Chopper & Koch Spatula: *AE-2524*

- Double-cutting surface on chopper for efficient chopping
- Koch spatula pushes, lifts, rotates, and dissects

Lubeck Chopper & Sustainer: *AE-2546*

- 60° Nagahara on one end to chop towards phaco handpiece
- Akahoshi sustainer on the other end to rotate and manipulate the lens

Chang Combo Chopper: *AE-2573*

- Sharp vertical tip ideal for incising brunescent nuclei
- Modified “Microfinger” for chopping

Aguilar Chopper: *AE-2571*

- Can be used for soft and hard nucleus

Espiritu-Caparas Chopper: *AE-2574*

- Verges-style horizontal chopper on one end
- 0.8mm spatula on other end

PRE-CHOP INSTRUMENTS

Pre-Choppers

THE WORLD'S FIRST PRE-CHOPPER

'Dr. Akahoshi first introduced the Prechop technique in 1992 and worked with ASICO to perfect his design'

Akahoshi Combo II Pre-chopper:

AE-4190

- Ideal for soft nuclei grades 1&2
- Fits within a 2.0mm incision
- Sharp tip penetrates nucleus; while blunt edge allows for safe separation near posterior capsule

(Also available in Combo I model: AE-4284)

Akahoshi Combo III Pre-chopper:

AE-4191

- Ideal for soft to medium nuclei grades 1 to 3
- Fits within a 2.0mm incision

Akahoshi Universal II Pre-chopper:

AE-4192

- Ideal for medium and hard nuclei grades 3 to 5
- Fits within a 2.0mm incision
- Even a dense cataract can be prechopped safely by providing counter force with a Nucleus Sustainer AE-2530

(Also available in Universal I model: AE-4282)

YouTube

Scan here To see the video of MICS System by ASICO for Advanced Phaco Machine

VERTICAL PRE-CHOPPING TECHNIQUE (USE AE-4190, AE-4191)

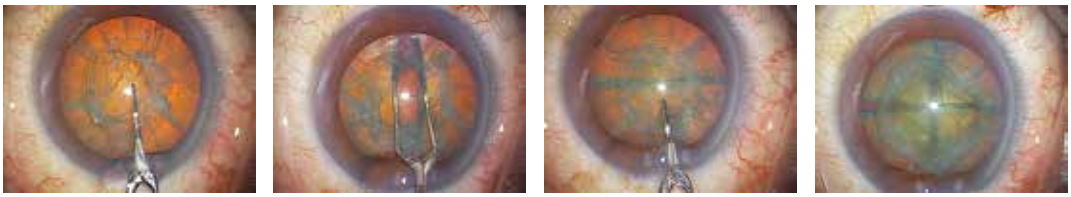

COUNTER PRE-CHOPPING TECHNIQUE (USE AE-4192, AE-2530 AND AE-2530)

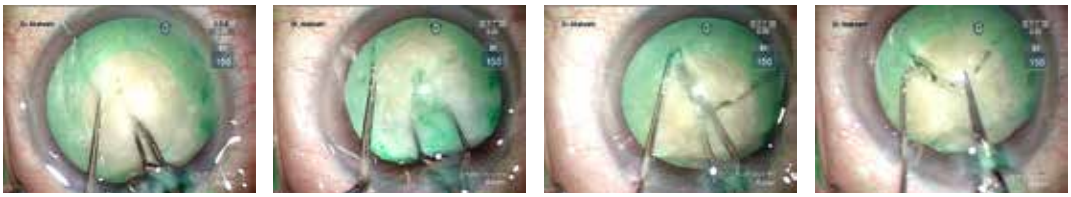

SUSTAINERS

Akahoshi Nucleus Sustainer AE-2530

Aguilar Sustainer AE-2548

PRE-CHOP INSTRUMENTS

Pre-Choppers

THE WORLD'S FIRST PRE-CHOPPER

Inamura Soft Nucleus Prechopper:

AE-4189

- Ideal for soft nuclei grades 1&2
- 5mm long blade with rounded off tip allows for easy division of the nucleus

Hill Prechopper:

AE-4193

- For a nucleus of grade 2-4
- Sharp tip and razor sharp internal cutting edge allows the surgeon to both penetrate and slice through the nucleus using a downward movement of the tip while simultaneously elevating the handle

Aguilar Prechopper:

AE-4194

- Smaller blades for easier entry through a 2.0mm incision size
- Special beveled blades used for prechopping for the upper surface or lower surface

Akahoshi Hybrid Combo prechopper:

AE-4286

- Sharpened angular edge improves insertion into the nucleus and makes nuclear rotation easier
- Rounded side of the blade can be used safely to attain the complete division

Inamura Eagle Prechopper:

AE-4293

- For grades 1- 4 nuclei
- Narrow tip is easy to insert to the denser nucleus
- Enables division from soft to dense nucleus without the counter force

Inamura Hard Nucleus Prechopper:

AE-4297

- Ideal for penetrating into the dense nucleus which was more more than grade 3
- The tip can also delicately be opened and used for separation

PHACOEMULSIFICATION INSTRUMENTS

Phaco Tip

Designed by Dr. Takayuki Akahoshi
Tokyo, Japan

WOBBLE TIP

Unique square and eccentric tip design creates maximum phaco efficiency!

Pending FDA Approval





Square Tip CDE and Aspiration Study on OZil®

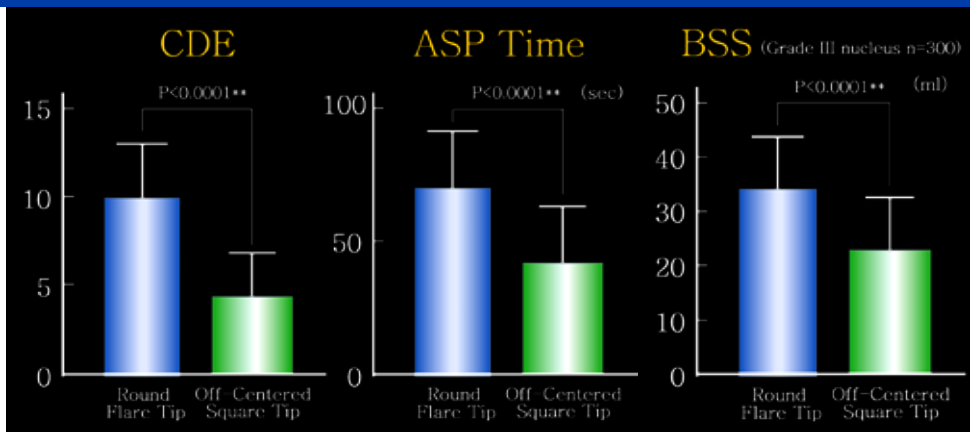

Compared with the conventional round phaco tip, the square wobble tip is superior in CDE, aspiration time and BSS consumption.

SQUARE head offers a flat lateral surface to maximize phaco efficiency, while allowing for easier entry into a micro-coaxial incision

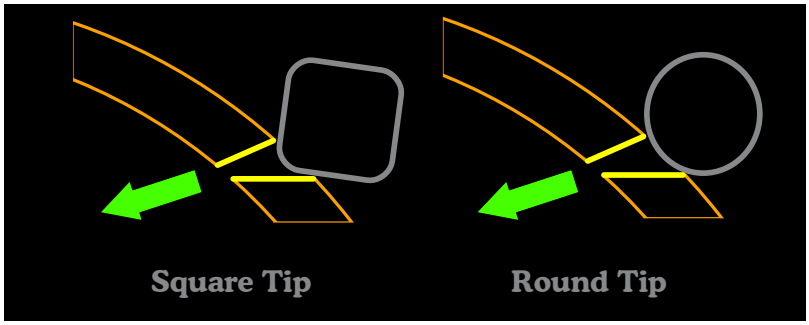

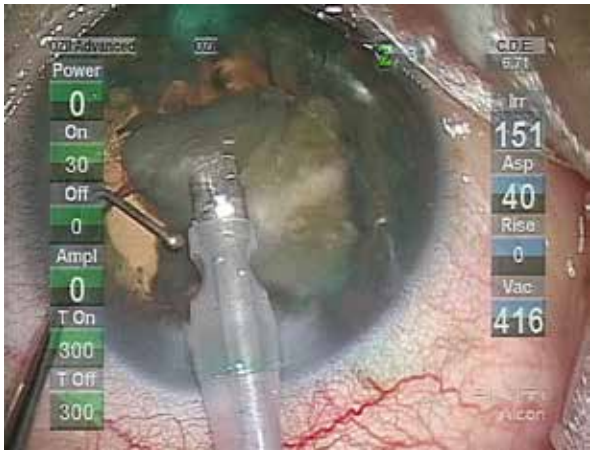

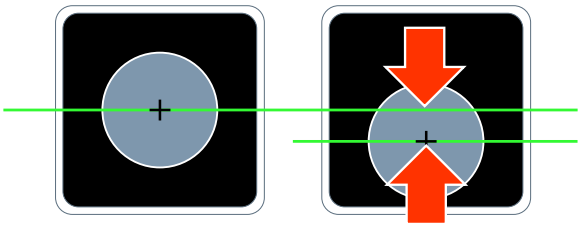

Traditional vs New Square Tip



Sharp Edge

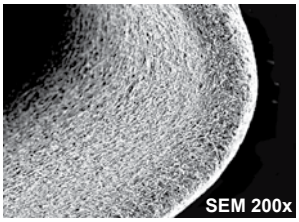

Smooth Edge

The eccentric tip port creates **WOBBLING MOTION**, as the tip head vibrates around the axis of the tip shaft on the OZil® hand-piece. Due to the asymmetric weight of the tip head, this **WOBBLING MOTION** can be created also by the conventional longitudinal handpiece. This patented wobbling motion can enhance the efficiency of phacoemulsification not only on the OZil® but also any conventional phaco machines with any phaco techniques.

Special edge treatment removes all sharp edges and provides additional ***SAFETY*** in case of accidental contact with posterior capsule

CORTEX MANAGEMENT INSTRUMENTS

I/A Handpiece & Tips

CLEANING I/A HANDPIECE: AE7-0029

Completely disassembles to clean inner lumen and thoroughly remove any potentially toxic residue (e.g.; visco-elastics)

TESTED AND VALIDATED TO REDUCE INSTANCES OF TASS

"ASICO offers the Most Comprehensive Report on TASS Management to Date"

Nick Mamalis, MD

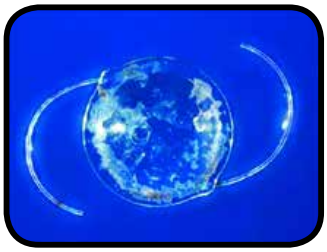

Compatibility

Compatible with all popular I/A tips and phaco consoles

Designed by Dr. Takayuki Akahoshi
Tokyo, Japan

Straight

Bent

Curved

Universal threading will fit on any threaded I/A handpiece

Catalog Number Guide			
Your Style	Straight	Bent	Curved
Skinny I/A Tips	AE7-3050	AE7-3051	AE7-3052
Ball I/A Tips	AE7-3060	AE7-3061	AE7-3062
Ball I/A Tips (Sandblasted)	AE7-3060S	AE7-3061S	AE7-3062S

Skinny I/A Benefits:

42% more irrigation flow and no stretch of the incision



0.7mm diameter compared to the traditional 1.0mm, allows the maximum irrigation flow which results in maximum cortical cleaning efficiency and a stable and deep anterior chamber

TWICE THE ASPIRATING POWER

0.3mm x 0.2mm oval port allows for maximum aspiration efficiency

Sandblasted tips for capsule polishing

Ball I/A Benefits:

Safe and complete vacuum of the posterior capsule

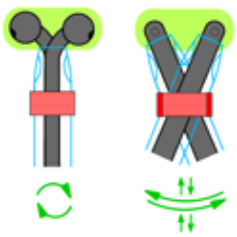

45° Port allows complete cortical cleaning by rotation, rather than swivel motion resulting less mechanical stress on the incision

The smooth surface of the ball head allows safe and complete capsular vacuum and polishing. The Curved tip can reach any part of the capsular bag quite easily.

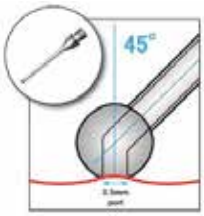

42% more irrigation flow and no stretch of the incision

Scan here To see the video of MICS System by ASICO for Advanced Phaco Machine

CORTEX MANAGEMENT INSTRUMENTS

Bimanual I/A Handpieces

I/A HANDPIECES 22G/23G

22 Gauge

Irrigation:

AE7-0110

- Laser welded tip gives better durability during sterilization
- Ergonomic handle for comfort
- Spatulated tip allows easy access
- Front opening allows maximum flow for better AC maintenance



Aspiration:

AE7-0120

- Laser welded tip gives better durability during sterilization
- Ergonomic handle for comfort
- Curved with sandblasted capsule polisher
- 0.3mm port

23 Gauge

Irrigation:

AE7-0207 (Straight) AE7-0208 (Curved)

- Laser welded tip gives better durability during sterilization
- Ergonomic handle for comfort
- Dual oval ports 0.3mm x 0.4mm

Aspiration:

AE7-0217 (Curved) AE7-0218 (Curved w/Capsule Polisher)

- Laser welded tip gives better durability during sterilization
- Ergonomic handle for comfort
- 0.3mm port
- Sandblasted capsule polisher

CAPSULE POLISHER

Posterior Capsule Polisher



Akahoshi Posterior Capsule Polisher, 27G:

AE-7536

- Gently remove the fine cortical fibers firmly attached on the posterior capsule without stressing the ciliary zonule
- Also available in 2 ports AE-7537 and three ports AE-7538

HOLDING FORCEPS

Akahoshi Acrylic IOL Loading Forceps:

AE-4253N

- Narrow bladed enable easy pick up of the Acrysof single piece and three pieces IOL from the container
- Tip edges are rounded and mirror polished so as to not damage the IOL

LENS IMPLANTATION INSTRUMENTS

Injector

Royale III Injector: AE-9036SP

Also available in the version which can be disassembled AE9063CSP

Pearl to Perfection

For use with the Monarch™ C, and D Cartridge

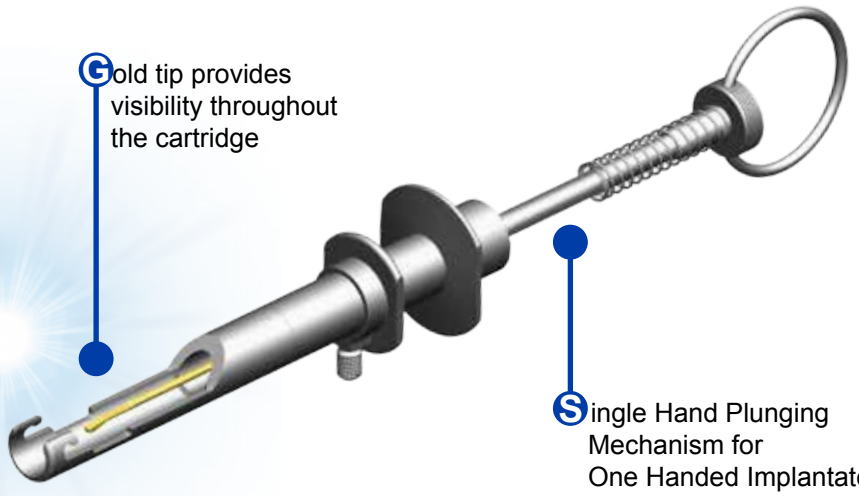

Designed by Dr. Takayuki Akahoshi
Tokyo, Japan

Facilitating Small Incisions Implant Possible For All Surgeons

VERSATILITY
Synergy

ERGONOMIC
Ease of Use

VISIBILITY
Confident

COUNTER TRACTION
Technique of Miracle

Fully compatible with the Monarch™ C, and D Cartridge

Single hand plunging mechanism allows “Counter Traction Technique”

Gold tip provides visibility through the cartridge

The counter force to the D cartridge port provided by the Nucleus Sustainer in the sideport incision allows 6.0mm optic IOL implantation through a 1.8mm incision.

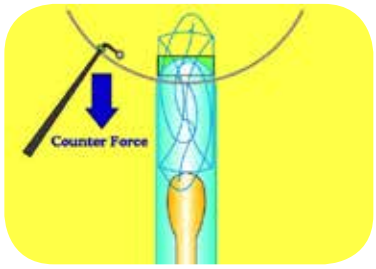

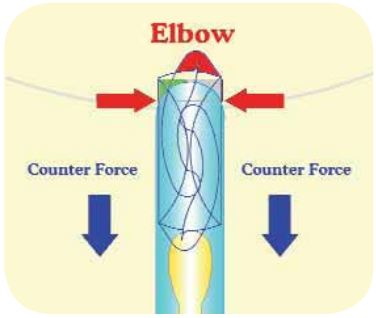

Disposable Injectors

Disposable Injectors:
AS-9300-1620: 2.4mm incision
AS-9300-2420: 2.7mm incision

AS-2420

AS-1620

AS-2420



AS-1620

Monarch™ is the Registered Trademarks of Alcon Laboratory and Novartis

ASICO's Ophthalmic Instruments

Available at your local distributor

ASICO LLC

26 Plaza Drive

Westmont, IL USA 60559

Ph. +1 630-986-8032
Fax. +1 630-986-0065

email: info@asico.com
www.asico.com

BR601-17